INVEST IN THE FUTURE

Made in France
since 1964

Battery Support Unit

Smart GYSFLASH PRO chargers

Partners

RENAULT
EvoBus
DACIA
NISSAN
DODGE
VOLKSWAGEN GROUP
TESLA
ALFA ROMEO
LANCIA
FIAT
ABARTH
VOLVO
LAND ROVER
Jeep
JAGUAR
MERCEDES
TATA
smart
EICHER

Founded in 1964, GYS is a French industrial group with more than 820 employees worldwide. With a market-leading R&D centre, GYS is a major player in designing and manufacturing welding equipment, battery chargers and body-repair systems.

\\The new realities of the market are constantly changing and the size of our family business means that we have to adapt quickly to new contexts and their challenges.

We strongly believe that our future is closely linked to that of our customers. This is why we do everything we can to understand what our distributors and users expect from us, what challenges they face and how much we can support them in order to become, and remain, their privileged partner. \\

Bruno Bouygues,
CEO

A world-wide network

125 countries

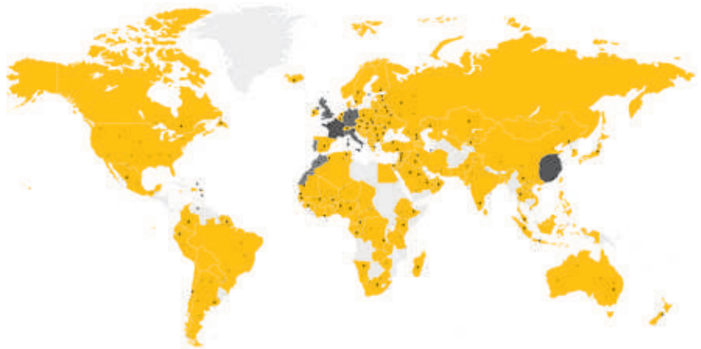

900 employees

53,000 m²
Two production facilities

GYS GERMANY
Aachen
2006
× 60

GYS UK
Rugby
2008
× 30

GYS CHINA
Shanghai
2004
× 110

GYS ITALY
Venice
2015
× 10

OUR RESEARCH AND DEVELOPMENT DEPARTMENT, A CENTRE OF EXCELLENCE AND EXPERTISE

The design office is GYS' central nerve centre. Our engineers spend every day dreaming of ever-more innovative products, responding to permanent changes in our dynamic markets.

We take all our customers' suggestions into consideration in order to custom-design our products to their specific needs.

+90
Specialist
experts

4
Centres of expertise
- Electronics
- Machinery
- On-board computing
- Robotics

+ 50
innovative products
designed each year





The BSU *, your workshop's bare necessity.

A vehicle has a long way to go before it reaches the workshop. From the assembly line to its delivery, from its transport to the final customer's garage, passing through a showroom. At each stage, the battery is faced with discharge risks that must be anticipated to minimise any long-term damage.

Because the battery's role is no longer just to start the vehicle. It is the focal point of all the electrical components in your vehicle that are essential for both safety and comfort. The Battery Support Unit (BSU) provides an invaluable service. It guarantees a stable voltage and instantaneously supplies the necessary current, particularly during diagnostic phases or vehicle exhibitions in showrooms.

* Battery Support Unit [BSU]

In the automotive world, in dealerships and in workshops.

A charger that maintains a vehicle's battery at a perfectly stabilised voltage. It compensates the energy demand during all 'ignition on/en*gine off' work.* As daily servicing is not an option, it ensures that the battery performance and the vehicle's on-board electronics are fully functional.

The battery is, in some ways, the vehicle's only living organ.

An essential part of any modern vehicle, the battery is the backbone of all the properly performing electronic components found in a vehicle. The proliferation of computers and other sensors that respond to the on-going challenges of on-board electronics make the demand for energy more and more important for:

- limiting a vehicle's fuel consumption
- limiting CO_2 emissions
- Improving safety performance (airbags and driver assistance systems, etc.).
- Improving user comfort (heated seats and an on-board computer, etc.)

Maintenance that requires the full power of a suitable BSU

Increasing energy needs coupled with demanding daily usage (short journeys) require a healthy battery. Good maintenance involves paying special attention to all operations that take place with the **ignition on and the engine off.**

These situations demand a lot of energy and cause strong discharges. The BSU has the role of taking over from the battery in order to preserve it.

It's vital to have fully operational vehicles in professional showrooms.

Exhibiting different car models, especially in dealerships, allows customers to imagine themselves in their potential new purchase. The alternator is unable to act as a source of power when the engine is switched off. Simply leaving the headlights on will severely drain the battery.

A GYSFLASH PRO battery support unit will slip easily and discreetly under the vehicle. It will compensate for all the vehicle's electrical needs without having to worry about battery consumption, it will also prevent the vehicle from going into Eco mode.

The electricity consumption of various car components

Hardware	Consumption (A)
Electric window	10 - 13 A per window
In the descending phase	10 A
In the rising phase	6 A
Sunroof	15 A
The engine's motor-driven fan	30 - 60 A depending on the model
ECU wake-up / ignition key ON	Between 12 - 17 A
Door locking	22 A at its peak
Opening the wing mirrors	1 A
Dipped-beam headlamps / LED dipped-beam headlamps	11 A / 6 A (LED)
Main-beam headlamps / LED main-beam headlamps	16 - 25 A / 8 - 10 A (LED)
Windscreen wipers (down/up)	Between 11 - 16 A
Windscreen washer pump	8 A
Heated seat	15 A
Electric seat	3 A
Door opening in standby mode	6 A
Ventilating the vehicle's interior	30 A
Electric tailgate (peak/close/open)	3.5 A / 3 A / 2 A
Operating the tailgate	
In the descending phase	130 A
In the rising phase	between 50 - 72 A depending on the load

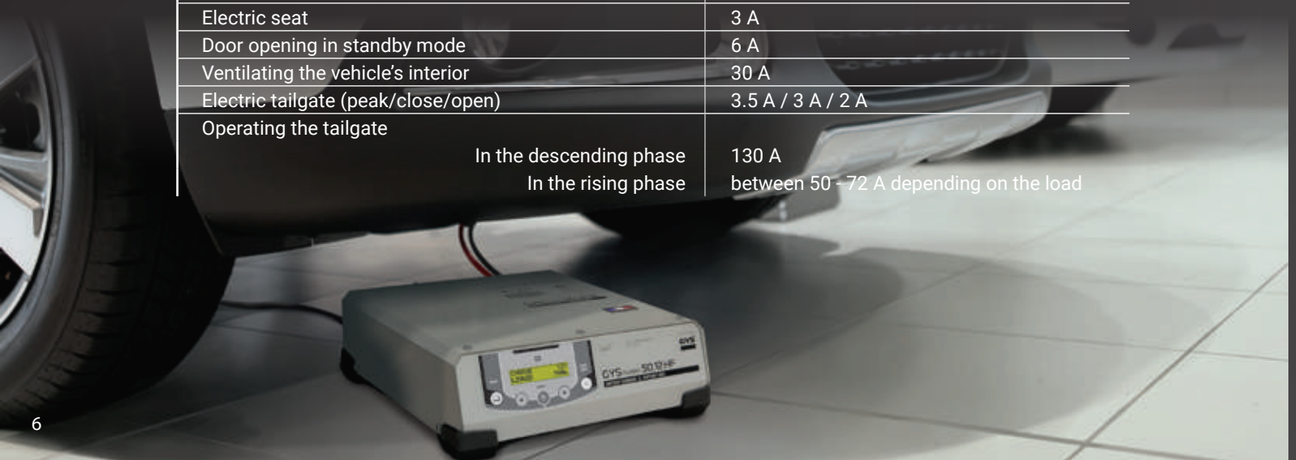

There are huge challenges facing battery maintenance in modern workshops.

Maintaining a modern vehicle in the workshop involves two actions that have a significant impact on the battery:

- diagnostic phase. *This can often slow down repairs and take a long time (several minutes/hours).*
- reprogramming numerous computers.

These two ignition**-on/engine-off actions consume** energy and, therefore, require a BSU.
Diagnostic work with a BSU allows the user to:

- Respect the manufacturer's recommendations
- Carry out a fault-free update of the vehicle's computer system
- Maintain all of the vehicle's electrical systems at a stable voltage, regardless of which part of the vehicle is being tested.

The GYSFLASH PRO, capable of supplying a continuous 150 A, is essential to keep a vehicle's battery at a perfectly stabilised voltage during the diagnostic phases, such as computer reprogramming, ADAS calibration or GPS map updates, etc.

Energy resources requested by reprogramming

Reprogramming	Operating time	Consumption (A)	
		Average	*Peak*
Engine Control Unit (ECU)	30 - 60 min	30 - 50 A	70 - 80 A
HDI ECU	30 - 60 min	60 A	100 A
Gearbox ECU	30 - 60 min	20 - 40 A	60 - 70 A
Controlling and adjusting the lights	30 - 60 min	10 A	25 A
Adjusting the ADAS system	30 - 60 min	20 A	40 A
Manufacturer's update	35 - 40 min	15 - 35 A	60 A
Updating the map	45 min (European version)	15 A	40 A

Chip-tuning and reprogramming, increasingly sought-after services

Chip-tuning (or eco-tuning) consists of reprogramming a vehicle ECU's original software in order to considerably improve the engine's efficiency and power without altering its reliability.

This type of operation may strain the vehicle's battery and may require maintaining the battery at a stabilised voltage.

A BSU world leader with our Gysflash Pro, a battery-charging solution.

Keep your batteries fully charged in any situation!

The jewel in the crown of GYS' battery-maintenance range is our cutting-edge GYSFLASH PRO (standard and CNT models). These high-power, smart BSUs are fitted with inverter technology and can maintain all battery types (lead, lithium and traction, etc.) at a perfectly stabilised voltage, which can strongly impact their performance.

Entirely designed and manufactured in France, these machines offer a range of advanced functions that are essential to automotive and industry professionals. Whether vertical or horizontal, they offer outstanding charging performance for all battery types from 6 - 48 V. GYS' battery-chargers offer **5 operating modes** which have made our BSUs incredibly popular on the market.

1 Keep your showroom cars' batteries at 100%.

- Compensates energy requirements up to 150 A.
- Cables can be disconnected for easy access to the engine compartment.
- Can be used on a vehicle without a battery using the 'No Battery' feature.
- Automatically restarts the vehicle in the event of a power failure.
- The 'Lock Showroom' feature allows users to lock the charger to prevent anyone from tampering with the equipment.

2 Conserve the vehicle's power source during the diagnostic phase.

- Compensates energy requirements up to 150 A
- The voltage can be set anywhere between 12 - 14.8 V in increments of 0.1 V according to the manufacturers' recommendations.
- Automatic overconsumption warning

3 Recharge your batteries.

- Automatic lead load curves in nine distinct stages
- GYS' very own market-leading, nine-stage, lithium charging curve that offers both 'UVP' (Under Voltage Protection) and 'EBS' (Equalising Battery System) technologies
- Automatic 'SOS Recovery" desulphation
- Charges 50% faster than traditional chargers
- Real-time display of the charging process

4 Connecting to the power supply.

- Transforms the GYSFLASH PRO into a continuous, stabilised power supply (DC)
- Voltage can be set in increments of 0.1 V and the current can be adjusted in increments of 1 A:

	voltage regulation (in 0.1 V increments)	current setting (in 1 A increments)
GYSFLASH 12 V	2 > 16 V	2 > Imax
GYSFLASH 24 V	2 > 30 V	

5 Saving the vehicle's data when changing the battery.

Maintaining the vehicle's energy requirement without the risk of losing the vehicle's stored history when changing the battery.

A professional must-have!

Both powerful and ultra-precise, the GYSFLASH PRO range has mainly been designed for automotive professionals. They are the perfect tools for stabilising a power supply or maintaining a vehicle's state of charge. Their scalability also makes them very effective in industrial environments where they are integrated into the manufacturing process. These are the ideal tools for maintaining a vehicle's high-performance, internally fitted batteries throughout its entire lifespan.

Car sales,
repair
and
maintenance professionals.

Industry
professionals.

Maximum protection

The GYSFLASH PRO's range's electronic systems are calibrated and programmed to continuously monitor the current and the voltage delivered by the cables. These inputs can be interrupted at any time and, therefore, this feature can preserve the on-board electronics of the vehicle, the charger and the user. They have 6 safeguards:

1

Irregular under-voltage protection

This safeguard can be accessed in BSU mode. It aims to limit a faulty battery's over-heating risk by stopping the charging process if the battery's voltage becomes unusually low. How this safeguard works: if the battery's voltage level remains below 10 V for more than 10 minutes whilst in use, despite the current supplied by the charger, this will stop the charging process and an error message will be shown on the display screen.

2

The charger's thermal protection

This protection protects the charger from any internal overheating.
How this safeguard works: In order to protect the charger from overheating, the charger's power levels are monitored according to the device's internal temperature. If the charger's internal temperature exceeds a certain level, the charger will immediately shut down to protect itself.

3

Reverse-polarity protection

This protection prevents the reverse-polarity risk in the battery.
How this safeguard works: if a polarity inversion is detected at the charger's clamp's terminals, the charger will automatically stop the charging process and show an error on the display screen.

4

Battery over-voltage protection

This protective safeguard protects the charger in the event of an over-voltage from the battery.
How this safeguard works: if a voltage greater than 16 V is detected on the charger's clamps, the charger will immediately stop and will show an error on the screen.

5

Battery-disconnect protection

This protective safeguard makes it possible to stop the charger from working if the battery becomes disconnected from the charger. This is to prevent an electrical volt-age from remaining present on the charger clamps.

6

Charging-time protection

This safety feature identifies unrecoverable batteries and stops the charger to prevent explosions. How to use: if a battery fails, it will not charge. The GYSFLASH PRO will identify this anomaly and shut down the charging process. It will display an error that states 'battery out of order'.

CNT Perfection : GYSFLASH PRO, connected.

Today's best equipment, ready for tomorrow.

Designed to solve the problems of tomorrow, the internet-connected GYSFLASH PRO (CNT) combines the connectivity and scalability that automotive professionals are looking for. These chargers offer a solution to current and future charging challenges. Their on-board technologies make them highly configurable. They can integrate fully customised load curves as well as a full range of connected modules designed specifically for an individual field of action, such as traceability, diagnostics or industrialisation.

SMC and USB ports

Unlike the standard GYSFLASH PRO, the connected versions come equipped with two USB and SMC ports. This advanced connectivity makes the GYSFLASH PRO CNT model scalable, fully configurable and customisable.

keep track of each intervention.

- Store over 1,000 load-data records, which can be exported to a USB stick and used in a simple spreadsheet thanks to its Flash memory.
- The associated modules and accessories (printer, keypad and bar-code reader, etc.) allow data to be recovered and load reports to be printed out.

Connect and personalise your GYSFLASH device.

- Configure your GYSFLASH PRO according to your own needs.
- Integrate specific load curves.
- Combine additional modules to expand the functions or the power of your equipment (see photo).
- Carry out the latest software updates thanks to its USB connection.

Answer all your charging problems.

The CNT range offers the same benefits as the GYSFLASH PRO as well as:

- Twelve specific lead / lithium load curves according to the battery profile and six predefined configurations tailored to each individual application.
- charge curves that are not confined to traditional voltages, offering the user the possibility of selecting the precise number of cells in lithium batteries to meet new market requirements (e.g. Tesla's 16 V lithium battery).

Integrate it into your manufacturing process.

- The GYSFLASH PRO CNT assimilates the manufacturer-designed load curves thanks to its USB connection.
- Intelligent and able to communicate via an SMC link, the machine sends charging data and alerts the user to any anomalies.

Twelve specific lead / lithium load curves depending on the battery profile.

Six predefined configurations designed specifically for different purposes.

		CHARGING MODE												POWER-SUPPLY MODE						(VARIOUS)
		Pb-LOAD						Li-CHARGE				HAULAGE								
		normal	AGM	liquid	Easy	Boost	Recovery+	LFP/LiFePO4	Standard Li-ion	LFP cell+	Li-ion cell+	liquid	gel	Showroom	Diag+	Changing the battery	Power supply	Li-Supply/LFP	Li-Supply/Li-ion	Test mode
1	Initial charger setup	✓	✓	✓	✓			✓						✓	✓					✓
2	Extended functionality for the mechanic	✓	✓	✓	✓	✓	✓	✓	✓					✓	✓*	✓	✓			✓
3	Simplified version for dealerships and demonstration vehicles													✓						
4	Lithium-battery specialist							✓	✓	✓	✓						✓	✓	✓	
5	Forklifts, electric pallet trucks and stackers, etc.											✓	✓							
6	100% complete version	✓	✓	✓	✓	✓	✓	✓	✓	✓	✓	✓	✓	✓	✓	✓	✓	✓	✓	✓

✓ 24 V and 48 V models only
* DIAG+ (Pro) - 16 V selection possible.

Integrated starting support.

In addition to its charging capabilities, the connected models also offer a dedicated Starter Mode. The GYSFLASH PRO CNT can provide a starting current as strong as its maximum current level (between 25 - 120 A depending on the model).

Keep track of traceability data

A vehicle's batteries require special maintenance having become one of the main causes of a mechanical intervention. The GYSFLASH PRO CNT's internal memory saves each charging cycle's data and guarantees the batteries are rigorously maintained. The charger's connectivity and the associated modules make it possible to retrieve, save or print all the data as a report; this report indicates the quality of the operations carried out as well as the proper functioning of the battery.

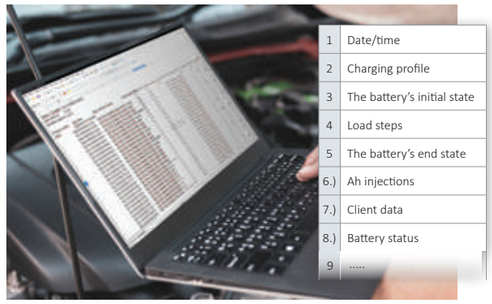

One thousand load-data records

The internal flash memory makes it possible to keep a record of all the charges carried out. Can be exported onto a USB key as a'CSV' file, this increases the data-storage possibilities and provides useful data that can be processed on a simple spreadsheet. The monitoring of each intervention and its traceability represent a real guarantee of quality for any professional wishing to offer total transparency.

Crit'Air thumbnail

Anti-pollution disc

Each country has adopted its own system for classifying vehicles according to their polluting emissions. This information is displayed on the vehicle's windscreen using an anti-pollution disc. In France, the Crit'Air sticker shows a QR code containing information about the vehicle (license plate, model, date of first registration, Euro standard, etc.). The GYSFLASH PRO can quickly accesses this data using the bar-code reader; this saves a considerable amount of time compared to collecting this information from the load report.

4 GYSFLASH PRO CNT packs for developing traceability

		GYSFLASH		SPM (Smart Printer Module)	Support SLM/SPM	Reader 1D / 2D bar codes	Mini USB keypad		Trolley GYSFLASH XL	Paper reel (x2)
		101.12 CNT	121.12 CNT				AZERTY	QWERTY		
		026988	026971	026919	025745	027718	027725	027770	028890	056633
1	068117	●	-	●	●	●	-	●	●	●
2	068124	●	-	●	●	●	●	-	●	●
3	068131	-	●	●	●	●		●	●	●
4	068148	-	●	●	●	●	●	-	●	●

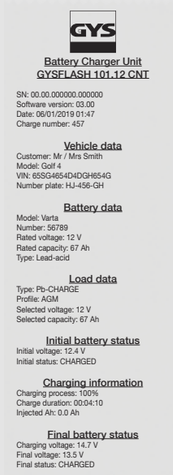
GYS
Battery Charger Unit
GYSFLASH 101.12 CNT
SN: 00.00.000000.000000
Software version: 03.00
Date: 06/01/2019 01:47
Charge number: 457
Vehicle data
Customer: Mr / Mrs Smith
Model: Golf 4
VIN: 65SG4654D4DGH654G
Number plate: HJ-456-GH
Battery data
Model: Varta
Number: 56789
Rated voltage: 12 V
Rated capacity: 67 Ah
Type: Lead-acid
Load data
Type: Pb-CHARGE
Profile: AGM
Selected voltage: 12 V
Selected capacity: 67 Ah
Initial battery status
Initial voltage: 12.4 V
Initial status: CHARGED
Charging information
Charging process: 100%
Charge duration: 00:04:10
Injected Ah: 0.0 Ah
Final battery status
Charging voltage: 14.7 V
Final voltage: 13.5 V
Final status: CHARGED

SPM - Smart Printer Module
026919

Connected to the SMC port (DB9 type), the SPM thermal printer displays all the charging data and, in particular, provides proof of the vehicle's or battery's proper maintenance.

Smart Printer Module

Bar-code reader 027718

By scanning the battery's bar code, the reader makes it easy to collect information and allows the charger to quickly identify the type of charge being carried out.

Mini USB keypad 027725 *(AZERTY)* 027770 *(QWERTY)*

When plugged into the SPM printer's USB port, it supports data entry when the power supply or the charging process is initiated.

Multiply your GYSFLASH machine's potential

Each charging issue requires a specific set-up that may require more functions to be integrated into the charger or more power to be provided. The Smart Hub Module (SHM) and Power Hub Module (PHM) have been designed to expand the standard uses of a GYSFLASH appliance. They offer infinite possibilities to respond to any situation that might occur, particularly in the workshop.

The SHM is a hub that is capable of coupling up to four modules to a GYSFLASH starter. Combined with the PHM, which allows charging cables to be coupled to the unit, the SHM also allows up to four GYSFLASH devices to be connected together to increase the power output.

SHM - Smart Hub Module 025981

PHM - Power Hub Module 056589

A few combinations out of an infinite number of options

The SHM couples two modules to a single GYSFLASH PRO machine.



The PHM combines the power of 4 (max.) identical GYSFLASH devices and the SHM couples together their separate communications (one GYSFLASH machine will control all of the others).

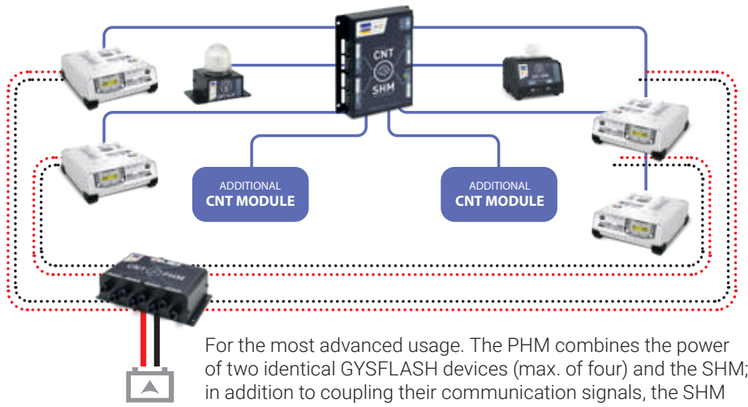

For the most advanced usage. The PHM combines the power of two identical GYSFLASH devices (max. of four) and the SHM; in addition to coupling their communication signals, the SHM also integrates two additional modules: the SLM and SPM (max. four).

Customise your setup with our parallelisation kit.

	Smart Hub Module 025981	Power Hub Module 056589	Cable kit for parallelisation 072954
PN. 072961	•	•	•

Connect and personalise your GYSFLASH appliance

The idea behind the internet-connected range is to offer a charger that can be configured without any limitations. The built-in USB connection allows users to configure and customise their GYSFLASH PRO CNT to meet their own needs. Integrating specific load curves or programing the GYSFLASH PRO CNT's precise responses to deal with battery-related issues are the main advantages of a charger that is guaranteed to satisfy your current and future business demands.

Smart USB Module

SUM - Smart USB Module 025974

An internet-connected module enabling a GYSFLASH PRO CNT device to be controlled from any USB device capable of sending or receiving data (PCs, tablets and PLCs, etc.).

Micro-A USB

COMING SOON

SWM - Smart Wireless Module 070837

An internet-connected module enabling a GYSFLASH PRO CNT unit to be controlled from any wireless device capable of sending or receiving data (PCs, tablets and PLCs, etc.).

Bluetooth Wi-Fi

Coordinate the GYSFLASH PRO's power supply with the charging requirements.

The GYSFLASH PRO CNT can be programed to respond to signals from any wireless or USB-enabled device (PCs, tablets and PLCs, etc.). Using a Smart Module and a very simple computer language, the charger will provide a response to any query from a diagnostic tool. The charger reacts precisely to the energy needs necessary for each test, thus avoiding consumers having to draw on the battery's resources for long periods of time.

Programing the device with a USB key

Using the charger's USB connection, download the latest version of the software available on the web (www.gys.fr). Then, add load curves designed by our engineers, or by yourself, and easily configure a whole range of chargers according to your own specific requirements.

CNT configurator

Don't settle for anything less than perfect load curves.

The two SUM / SWM modules make it possible to add specific load curves to a GYSFLASH PRO appliance specifically for its own batteries. With this in mind, GYS has developed the first internet-connected configurator. Accessible from the GYS Extranet, this tool allows you to create personalised load curves, manage each individual GYSFLASH device and configure each of them very precisely. It offers the chance to control the load curve and provide the battery with the most advanced charging process.

CNT MANAGER

- GYSFLASH settings.
- Customised curves.
- Manage all your chargers.
- Import / Export your own settings.

...

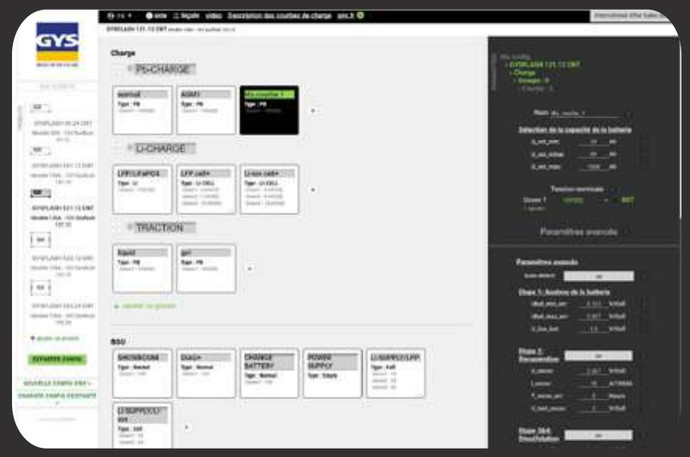

Install
your own customised configurations

A tribute to our partners

Thank you to the following car manufacturers for placing their trust in us.

RENAULT
EvoBus
DACIA
NISSAN
VOLKSWAGEN GROUP
TESLA
ALFA ROMEO
Ford
LANCIA
FIAT
VOLVO
ABARTH
LAND ROVER
Jeep
JAGUAR
MERCEDES
TATA
smart
EICHER

You too, Embrace our GYSFLASH PRO.

The clearest evidence of our chargers' performance and reliability is that the GYSFLASH PRO has been approved and adopted by many leading car manufacturers, such as PSA, Renault, Volkswagen, Mercedes-Benz and BMW.

Our equipment means that you too can choose the solution that best suits your charging issues. By selecting an existing charger or by developing your own personalised battery-charging solution, you will be embarking on your very own GYSFLASH PRO adventure. Collaborate with our in-house, GYS engineers to develop a resolution designed specifically for your individual requirements.

A tool that responds to industrial issues.

Today, we're only scratching the surface of our chargers' capabilities. The fields of application are countless. Providing a stable voltage and a precise current can prove to be particularly useful in industrial settings for: integrating chargers onto a vehicle's assembly line, checking battery and ECU (electronic control unit) performance before delivery, optimising the recharging process for handling equipment or meeting the highly specific charging requirements of certain industrial sectors, such as aeronautics.

The numerous applications to be explored will require highly adaptable and customisable chargers that will have to be both robust and waterproof to withstand demanding environments. The technology developed for our GYSFLASH PRO means that it can be easily adapted for various industrial processes and also offers maximum reliability. These machines boast all the necessary capabilities and scalability requirements to integrate seamlessly into today's industrial processes.

Intra-logistics
Ideal for charging and maintenance work on traction batteries for pallet trucks, stackers and forklifts.

Charging station
Maintaining the battery charge of vehicles in transit on importing platforms.

Production line
Integrates every step in the manufacturing of a vehicle, from the assembly line to final assembly.

Integrate it into your manufacturing process

A car manufacturer has in-depth knowledge of the batteries in its vehicles. On the production line, each of them requires a precise charging cycle according to the battery type, its capacity and future use. Thanks to its USB connection, the GYSFLASH PRO CNT is able to assimilate load curves designed by the manufacturer to meet precise specifications. This smart device communicates via its SMC connection, sending out charging data and detecting anomalies. Its presence on the production line ensures the best possible conditions for testing the batteries during the battery-fitting process.

SLM - Smart Light Module 027978

This light-assisted module is powered and controlled by the charger. It indicates the equipment's operating status using a multicoloured indicator light as well as an audible warning buzzer. It is the ideal accessory for anyone working far away from their GYSFLASH PRO CNT on a production line or a traction-battery charging station.

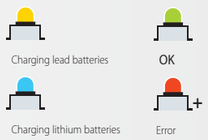

Smart Light Module

2 ranges offering 20 cutting-edge products

The largest range of load-holding products in the world.

Ranging between 30 - 150 A and split into two distinct product ranges, 'Standard' and 'Connected' (CNT), our GYSFLASH PRO devices are designed to maintain **any battery**'s maximum efficiency. Select whichever GYSFLASH PRO out of our twenty-piece range that best suits your individual battery needs.

Type	- Lead-starting batteries (compatible with liquid, gel, AGM, EFB and stop-start batteries) Lithium-ion ($LiFePO_4$, NMC, LCO, LMO and NCA) - Traction batteries
Voltage	6, 12, 24, 36 and 48 V
Current	Between 25 - 150 A
Capacity	Between 10 - 1,600 Ah

Gysflash Pro horizontal

The GYSFLASH range is designed to efficiently handle energy-supply requirements in exhibition centres or during diagnostic phases. Small in size, they can be discreetly slipped underneath a vehicle with a gap of at least 10.5 cm or they can be stored in a diagnostic trolley. Without an external ventilation system, these chargers ranging between 30 - 100 A are ultra-quiet making them ideal for car showrooms.

Fanless technology

vertical

A real workshop asset for battery maintenance, the vertical GYSFLASH PRO model can be easily attached to any wall using a bracket, especially metal ones thanks to its magnetic supports. As well as being completely FANLESS, they are also hermetically sealed against dust.

Wall brackets

Gysflash Pro CNT horizontal

Made in France

Fitted with the most powerful BSUs, the horizontal GYSFLASH PRO CNT machines are custom-built for maintaining the most advanced batteries on the market. These starters offer full internet connectivity as well as being able to meet the latest demands of industry-leading automotive professionals. The GYSFLASH range is ready to support any vehicle's energy needs during the diagnostic phases or during a showroom presentation. Their advanced internet connectivity, featuring both SMC and USB ports, allows completely customisable set-up configurations and the coupling of connected modules multiplies their functionality and power. Their key focus is traceability.

SMC and USB ports

vertical

They have all the benefits of a vertical GYSFLASH PRO and a GYSFLASH PRO CNT. Robust and designed to be easily mounted onto a wall bracket, these appliances are the ultimate choice for both workshop and charging-station battery maintenance. These chargers have the power to handle all lead-acid and lithium batteries from 6 - 48 V. By incorporating advanced connectivity technology, including SMC and USB ports, these starters are 100% customisable and suitable for use with connected modules.

manufacturers

These latest products are entirely focused on industrial applications. Fitted with all of our in-house, GYS, connected technology, these devices are set apart by their IP54 protection class as well as their high power ratings of up to 150 A. Single- or three-phase models with a wide range of possible sett**ings, these robust and** hermetically sealed chargers are ideal for use on production lines.

Selection guide

A complete range tailored to each and every application.

The 'Screen Pro' display screen will indicate the light and the contrast levels. All information is instantly visible. Compatible with all different linguistic scripts, even Asian, the GYSGLASH PRO CNT is preconfigured in 22 languages.

NEW *in 2024*

	Réf.	50/60 Hz	m	mm²	Plomb	LFP Li-ion	Traction	6 V	12 V	24 V	36 V	48 V	Load current (Imax)	Charging capacity (Ah)	Sealing: Protection class	Sealing: Smart Cooling	Applications: Showroom	Applications: Diagnostic	Applications: Industry	Applications: Intra-logistics		
Gysflash Pro																						
horizontal																						
GYSFLASH 30.12	029224	230 V	2.5	6	•	•			•						IP21	•	★★	★	★	–	25.5 x 10.5 x 23 cm	4.9 kg
GYSFLASH 50.12 FV	026056	110 / 230 V	2.5	10	•	•			•						IP21	•	★★★	★★	★	–	30 x 10.5 x 29 cm	6.6 kg
GYSFLASH 100.12	029071	230 V	2.5	16	•	•			•						IP21	•	★★★★	★★★	★	–	30 x 10.5 x 29.2 cm	7.4 kg
	029415		5																			8.3 kg
GYSFLASH 30.24	029231	230 V	2.5	6	•	•	•	•	•	•			6 V 12 V 24 V	6 / 12 V 24 V	IP21	•	★★	★	★	★	25.5 x 10.5 x 23 cm	4.9 kg
GYSFLASH 50.24	029095	230 V	2.5	10	•	•	•	•	•	•			6 V 12 V 24 V	6 / 12 / 24 V	IP21	•	★★★	★★	★	★★	30 x 10.5 x 29.2 cm	6.6 kg
	029620		5	16																		7.9 kg
vertical																						
GYSFLASH 32.12 PL	027381	230 V	2.5	6	•	•			•						IP23	•	★	★	★	–	8 x 25 x 20 cm	4.7 kg
GYSFLASH 102.12	029606	230 V	5	16	•				•						IP21	•	★	★★★	★	–	12 x 34.5 x 29.5 cm	9.1 kg
Gysflash Pro CNT																						
horizontaux																						
GYSFLASH 51.12 CNT FV	068179	110 / 230 V	2.5	10	•	•	•		•						IP41	•	★★★	★★	★★★	★	30 x 10.5 x 29 cm	6.8 kg
GYSFLASH 101.12 CNT FV	025790	110 / 230 V	2.5	16	•	•	•		•						IP21	•	★★★★	★★★	★★★	★	32 x 10.5 x 29.2 cm	7.5 kg
	026988		5																			8.3 kg
GYSFLASH 107.12 CNT FV	082922																					
GYSFLASH 121.12 CNT FV	026971	110 / 230 V	5	25	•	•	•		•						IP20		★★★	★★★★	★★	★	31 x 13 x 26 cm	10.4 kg
GYSFLASH 125.12 CNT FV	028883	110 / 230 V	5	25	•	•	•		•						IP40		★★★	★★★★	★★★	★	31 x 13 x 26 cm	10.9 kg
GYSFLASH 101.24 CNT FV	025967	110 / 230 V	5	25	•	•	•	•	•	•			6 / 12 V 24 V	6 / 12 / 24 V	IP21		★★	★★★★	★★	★★★	31 x 13 x 26 cm	10.6 kg
GYSFLASH 51.48 CNT FV	072015	110 / 230 V	5	25	•	•	•	•	•	•	•	•	6 / 12 / 24 V 36 / 48 V	6 / 12 / 24 / 36 / 48 V	IP20		★★	★★	★★★	★★★★	31 x 13 x 26 cm	TBD
vertical																						
GYSFLASH 53.24 CNT FV	082540	110 / 230 V	5	10	•	•	•	•	•	•			6 / 12 V 24 V		IP21		★	★★	★★	★★★	33,5 x 27 x 11 cm	TBD
GYSFLASH 103.12 CNT FV	072008	110 / 230 V	5	16	•	•	•		•						IP21	•	★	★★★	★★★	★	34,5 x 29,5 x 12 cm	TBD
GYSFLASH 123.12 CNT FV	025677	110 / 230 V	5	25	•	•	•		•						IP30		★	★★★★	★★★	★	34 x 25 x 15 cm	11 kg
GYSFLASH 103.24 CNT FV	025684	110 / 230 V	5	25	•	•	•	•	•	•			6 / 12 V 24 V	6 / 12 / 24 V	IP30		★	★★★★	★★★	★★★★	34 x 25 x 15 cm	11 kg
GYSFLASH 107.24 CNT FV	082939																					
GYSFLASH 25.48 CNT	075962	230 V	5	10	•	•	•	•	•	•	•	•	6 / 12 / 24 V 36 / 48 V	6 / 12 / 24 / 36 / 48 V	IP21	•	★	★	★★★	★★★★	32 x 29,2 x 10,5 cm	TBD
GYSFLASH 53.48 CNT FV	025998	110 / 230 V	5	25	•	•	•	•	•	•	•	•	6 / 12 / 24 V 36 / 48 V	6 / 12 / 24 / 36 / 48 V	IP30		★	★★	★★★	★★★★	34 x 25 x 15 cm	9.5 kg
manufacturers																						
GYSFLASH 148.12 CNT FV	069916	110 / 230 V	5	25	•	•	•		•						IP54	•	★	★★★★	★★★★	★	29.6 x 37.6 x 14.5 cm	TBD
GYSFLASH 158.12 CNT FV	069909	110 / 230 V	5	25	•	•	•		•						IP54	•	★	★★★★	★★★★	★	38 x 37.6 x 14.5 cm	13.3 kg

FV *International coverage*
Flexible Voltage (FV) technology extends the supply voltage range from 85 - 265 V. The GYSFLASH PRO and PRO CNT FV chargers can, therefore, be used on 110 V or 230 V (50 / 60 Hz) power supplies and provide a perfectly stable voltage for optimal battery charging.

Duty cycle at 100% (25 C) - 230 V

Duty cycle at 100% (40°C) - 230 V

SC *Smart Cooling Technology*
100% dustproof
Silent

Accessories and Consumables

VERTICAL

tablet computers
055513

Worksite case
060432
21 × 43 × 57 cm / 3.9 kg

Battery charger support
079595

OPTIONAL EXTRAS

Trolley
028890

SLM/SPM support
028906

Cable hanger
052284

ATTACHMENTS (FOR THE GYSFLASH 32.12 PL / 102.12 / 123.12 CNT / 103.24 CNT)

INCLUDED

Attachments

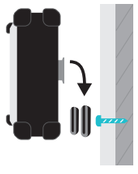

OPTIONAL EXTRAS

MAGNETFIX 50
029637

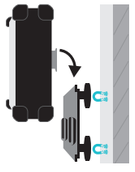

ANDERSON CABLES

For GYSFLASH	Anderson / Clamps 2.5 m - 16 mm² 056503	Anderson / Clamps 5 m - 16 mm² 054615	Anderson / Clamps 8m - 16 mm² 056572	Anderson / NATO 5 m - 16 mm² 026810	Anderson<>Rema 160 A 5 m - 16 mm² 069091	Anderson<>Anderson 175 A 5 m - 16 mm² 069107	Anderson<>Texas 0.2 m - 16 mm² 055902	Anderson<>Texas 1 m - 16 mm² 028791
30.12 / 50.12 100.12 / 101.12 102.12 / 32-12 PL	✓			✓	—	—	✓	
30.24 / 50.24	✓			✓	✓	✓	✓	
53.48	✓			✓	✓	✓	—	

TEXAS CABLES

For GYSFLASH	Texas / Clamps 2.5 m - 25 mm² 028876	Texas / Clamps 5 m - 25 mm² 027886	Texas / Rema 160 A 5 m - 16 mm² 025714	Texas / Anderson 175 A 5 m - 25 mm² 025721	Texas / NATO 5 m - 25 mm² 025707	Texas / NATO 10 m - 25 mm² 056626
101.24 / 121.12 123.12 / 103.24	✓		✓	✓	✓	

CONNECTOR

NATO
026780

DIN14690
028784

INTERNAL FUSES

x2

40 A
GYSFLASH 30
054646

80 A
for the GYSFLASH 40, 50
054653

x2

125 A
for the GYSFLASH 100, 101, 102
054585

150 A
for the GYSFLASH 121, 123, 103
027930

EXTERNAL FUSES

6.3 A
GYSFLASH 30
054578

10 A
GYSFLASH 40, 50, 100, 101, 102
056527

NTC MODULES

COMMUNICATIONS

Included
1 m
056596

CNT-SUM
Smart USB Module
025974

Micro-A USB
69 × 68 × 29 mm / 85g

COMING SOON

Included
1 m
056596

CNT-SWM
Smart Wireless Module
070837

Bluetooth Wi-Fi
69 × 68 × 29 mm / 85g

LIGHT AND SOUND



65dB

Included
1 m
056596

CNT - SLM
Smart Light Module
027978

126 × 146 × 93 mm / 560g

NTC MODULES

PRINTER AND SCANNER

Included

1 m
056596

Paper reel (x2)
57 mm x 7.5 m, ø 25 mm
056633

CNT - SPM
Smart Printer Module
026919
140 × 105 × 133 mm / 1.4 kg

OPTIONAL EXTRAS

Support
Bar-code reader
025745

USB bar-code reader
1D / 2D bar codes
027718

QWERTZ-compatible USB
AZERTY 027725
QWERTY 027770
keypad

HUB MODULES

CNT - PHM
Power Hub Module
056589
317 × 90 × 245 mm / 2,7 kg

CNT - SHM
Smart Hub Module
025981
220 × 180 × 45 mm / 1 kg

Included *(x1)*

1 m
056596

SMC CABLE

1 m
056596

3 m
025691

GYSFLASH CNT PACKS

	101.12 CNT 026988	121.12 CNT 026971	CNT - SPM 026919	SLM / SPM support 028906	Bar-code scanner 027718	Bar-code reader support 025745	AZERTY 027725	QWERTY 027770	Trolley 028890	Paper reel 056633	CNT - PHM 056589	CNT - SHM 025981	CNT - SLM 027978	Cable kit 072954
GYSFLASH CNT 1 Pack 068117	✓	—	✓	✓	✓	✓	—	✓	✓	✓	—	—	—	—
GYSFLASH CNT 2 Pack 068124	✓	—	✓	✓	✓	✓	✓	—	✓	✓	—	—	—	—
GYSFLASH CNT 3 Pack 068131	—	✓	✓	✓	✓	✓	—	✓	✓	✓	—	—	—	—
GYSFLASH CNT 4 Pack 068148	—	✓	✓	✓	✓	✓	✓	—	✓	✓	—	—	—	—
GYSFLASH CNT 5 Pack 072978	✓	—	✓	✓	✓	✓	✓	—	✓	✓	✓	✓	✓	✓
GYSFLASH CNT 6 Pack 074972	✓	—	✓	✓	✓	✓	—	✓	✓	✓	✓	✓	✓	✓
GYSFLASH Pack PACK PARALLEL CHARGING 072961	—	—	—	—	—	—	—	—	—	—	✓	✓	—	✓
GYSFLASH PRO 1 Pack 079908	—	—	✓	✓	✓	✓	✓	✓	—	✓	✓	✓	—	—
GYSFLASH PRO 2 Pack 079915	—	—	✓	✓	✓	✓	✓	—	✓	✓	✓	✓	—	—

YouTube
PLAYLIST
TECHNOLOGIE CNT

8 Features
that make the GYS BSU so successful

1 Load

Lead — Lithium LFP

- Automatic charging curve in nine distinct stages.
- Automatic 'SOS Recovery' desulphation
- Charges 50% faster than traditional chargers
- Real-time display of the charging process

2 Diagnostic

- Compensates energy requirements up to 120 A
- The voltage can be set anywhere between 12 - 14.8 V in increments of 0.1 V according to the manufacturers' recommendations
- Automatic overconsumption warning

3 Showroom

- Compensates energy requirements up to 120 A
- Cables can be disconnected for easy access to the engine compartment
- Can be used on a vehicle without a battery using the 'No Battery' feature
- Automatically restarts the vehicle in the event of a power failure
- The 'Lock Showroom' feature allows users to lock the charger to prevent anyone from tampering with the equipment

4 Changing the Battery*

Maintaining the vehicle's energy requirement without the risk of losing the vehicle's stored history when changing the battery.

** GYSFLASH 50.12 FV and Gysflash Pro CNT 51.12 / 121.12 / 125.12 / 101.24 / 123.12 / 103.24 / 53.48 CNT VF*

5 Power Supply

- Transforms the GYSFLASH PRO into a continuous, stabilised power supply (DC)
- Voltage can be set in increments of 0.1 V and the current can be adjusted in increments of 1 A:

	voltage regulation (in 0.1 V increments)	current setting (in 1 A increments)
GYSFLASH 12 V	2 > 16 V	2 > Imax
GYSFLASH 24 V	2 > 30 V	

6 Test

- Measures battery voltage (voltmeter)
- Evaluates the condition of a vehicle's starting system (starter and battery) when the engine is started
- Determines the status of the vehicle's alternator

7 Traceability

- Saves load data using internal flash memory
- Simplifies data collection with connected modules (keypad and bar-code reader)
- Can save recorded load data onto a computer (USB connection) or on paper (SPM module)

8 Start-up support

- Precharges the battery of internal combustion vehicles and sends the maximum charger current during the engine starting phase.

GYS' 2024 catalogue
Chargers

GYS FRANCE
1, rue de la Croix des Landes
53941 SAINT-BERTHEVIN
Tel. : +33 2 43 01 23 60

www.gys.fr | contact@gys.fr

Made in France
since 1964